



Ironbark Ridge Virtual Art Show Semester 1 2020

[Click to continue](#)

The background of the entire image is a dark grey or black color, decorated with vibrant, multi-colored paint splatters and streaks. The colors include bright yellow, green, red, blue, and purple, creating a dynamic and artistic border around the central text.

Select a Grade

Kindergarten

Year 1

Year 3

Year 5

Year 2

Year 4

Year 6

Select a Class

Kindy Azalea

Kindy Gardenia

Kindy Sunflower



Select a Class

1 Buttercup

1 Chilli

1 Scribbly Gum



Select a Class

2 Hyacinth

2 Kangaroo Paw

2 Nasturtium

2 Rain Lilly



Select a Class

3 Alyssum

3 Citrus

3 Hibiscus



Select a Class

4 Sweetpea



Select a Class

5 Banksia

5 Jacaranda

6/5 Mint



Select a Class

6/5 Mint

6 Hydrangea

6 Sage



Kindy Azalea

- This semester Kindergarten began learning about some of the elements of art.
- They learnt about different types of lines and how to make patterns by repeating those lines.
- They learnt about the artist Wassily Kandinsky and his love of lines and shapes which inspired or collaborative work, the flowering tree.
- Kindergarten also learned about colours – primary colours, warm and cool colours and colour mixing.
- When we returned to school, we put all our new learning together to create our camouflaged chameleons and Pete Cromer inspired birds.
- We finished our semester looking at texture in sculpture and created some amazing sea animals from playdough.

Click screen to find your child's artwork or the house icon to return to the home page





Olivia T





Arman R





Hannah





Parisa





Cooper





Charlotte





Andy





Mia





Tegfatehyab KA

Tegfatehyab





Grace





Ethan





Ayush





Raymond





Hiba





Xavier





Emily





Holly





Arshiya





Quinton





Nathan





Alexia Chen



Kindy Gardenia

- This semester Kindergarten began learning about some of the elements of art.
- They learnt about different types of lines and how to make patterns by repeating those lines.
- They learnt about the artist Wassily Kandinsky and his love of lines and shapes which inspired or collaborative work, the flowering tree.
- Kindergarten also learned about colours – primary colours, warm and cool colours and colour mixing.
- When we returned to school, we put all our new learning together to create our camouflaged chameleons and Pete Cromer inspired birds.
- We finished our semester looking at texture in sculpture and created some amazing sea animals from playdough.

Click screen to find your child's artwork or the house icon to return to the home page





Pete Cromer inspired birds using warm and cool colours





Pete Cromer inspired birds




Kindy Sunflower

- This semester Kindergarten began learning about some of the elements of art.
- They learnt about different types of lines and how to make patterns by repeating those lines.
- They learnt about the artist Wassily Kandinsky and his love of lines and shapes which inspired or collaborative work, the flowering tree.
- Kindergarten also learned about colours – primary colours, warm and cool colours and colour mixing.
- When we returned to school, we put all our new learning together to create our camouflaged chameleons and Pete Cromer inspired birds.
- We finished our semester looking at texture in sculpture and created some amazing sea animals from playdough.

Click screen to find your child's artwork or the house icon to return to the home page





Playdough Octopus






Playdough Octopus





Playdough Octopus





Playdough Octopus





Colourful Chameleons





Pete Cromer inspired Birds in warm and cool colours.





Pete Cromer inspired Birds




1 Buttercup

- This semester Stage 1 students have been learning about the elements of art.
- They learnt about lines and patterns and used them to create a zentangle turtle.
- They also learnt about warm and cool colours and their use in abstract landscapes and Pop Art.
- They learnt about symmetry and created a collage using geometric and organic shapes inspired by the artist Henri Matisse.
- They also learnt about how to draw texture in the Grumpy Monkey.

Click screen to find your child's artwork or the house icon to return to the home page





Ronon

Ronon





Holly

Holly





Sharon





Giselle

Giselle





Ahmad

Ahmad





Kayla

Kayla





Tirtham

Tirtham





Ethan





Harrison

Harrison





Mysha

Mysha






Minaal

Minaal






Purav

Purav





Emma

Emma





Hailey 18

Hailey

Hailey





Rhys

Rhys





Aadhya

Aadhya





Liam





Ibrahim





Carly






Naisha

Naisha





Jack

Jack





Hannah

Hannah





April

April



1 Chilli

- This semester Stage 1 students have been learning about the elements of art.
- They learnt about lines and patterns and used them to create a zentangle turtle.
- They also learnt about warm and cool colours and their use in abstract landscapes and Pop Art.
- They learnt about symmetry and created a collage using geometric and organic shapes inspired by the artist Henri Matisse.
- They also learnt about how to draw texture in the Grumpy Monkey.

Click screen to find your child's artwork or the house icon to return to the home page





Grumpy Monkeys





Grumpy Monkeys





Grumpy Monkeys






Grumpy Monkeys





Grumpy Monkeys





Mondrian Collaborative Art





Ted Harrison Abstract Landscape



1 Scribbly Gum

- This semester Stage 1 students have been learning about the elements of art.
- They learnt about lines and patterns and used them to create a zentangle turtle.
- They also learnt about warm and cool colours and their use in abstract landscapes and Pop Art.
- They learnt about symmetry and created a collage using geometric and organic shapes inspired by the artist Henri Matisse.
- They also learnt about how to draw texture in the Grumpy Monkey.

Click screen to find your child's artwork or the house icon to return to the home page





Angus

Angus





Hareem

Hareem





Aarav

Aarav





Danica





Layla

Layla






Ariya





Summer





Rohan

Rohan





Ethan





Vito

Vito





Anna

Anna





Angelika

Angelika





Iris






Eva

Eva





Wesley





Tristen





Thiven

Thiven





Lana

Lana





Sineyjaa





Oscar





Conor





Varnika 75

Varnika

Varnika





Darcy

Darcy




2 Hyacinth

- This semester Stage 1 students have been learning about the elements of art.
- They learnt about lines and patterns and used them to create a zentangle turtle.
- They also learnt about warm and cool colours and their use in abstract landscapes and Pop Art.
- They learnt about symmetry and created a collage using geometric and organic shapes inspired by the artist Henri Matisse.
- They also learnt about how to draw texture and movement in the Grumpy Monkey and Shakin'Dog.


Click screen to find your child's artwork or the house icon to return to the home page





Mondrian Collaborative Art





Zentangle Turtles





Ted Harrison Abstract Landscape





Grumpy Monkeys





Grumpy Monkeys





Grumpy Monkeys






Grumpy Monkeys





Matisse inspired Collage





Shakin' Dog texture and movement





Shakin' Dog




2 Kangaroo Paw

- This semester Stage 1 students have been learning about the elements of art.
- They learnt about lines and patterns and used them to create a zentangle turtle.
- They also learnt about warm and cool colours and their use in abstract landscapes and Pop Art.
- They learnt about symmetry and created a collage using geometric and organic shapes inspired by the artist Henri Matisse.
- They also learnt about how to draw texture in the Grumpy Monkey.

Click screen to find your child's artwork or the house icon to return to the home page





Shrihan

Shrihan





Varin





Eshaan





Nishika

Nishika





Finn






Savanna






Arianna





Rhea





Abigail

Abigail





Stylianos





Isabel





Gabriel





Mia








Maria

Maria





Krisha

Krisha





Samuel





Aushwyn





Ibaad








Eugene

Eugene





Sepanta

Sepanta






Riya





Prameya







Isla

Isla





Mansour 

Mansour





Irene



2 Nasturtium

- This semester Stage 1 students have been learning about the elements of art.
- They learnt about lines and patterns and used them to create a zentangle turtle.
- They also learnt about warm and cool colours and their use in abstract landscapes and Pop Art.
- They learnt about symmetry and created a collage using geometric and organic shapes inspired by the artist Henri Matisse.
- They also learnt about how to draw texture in the Grumpy Monkey.

Click screen to find your child's artwork or the house icon to return to the home page







Whyad

Whyad





Shakiya

Shakiya





Lukas

Lukas








Kitty

Kitty







Smyan

Smyan





Megan

Megan






Aria

Aria





Lucas

Lucas






Harriet

Harriet





Jaxon

Jaxon





Aisha





Nate





Anca


Anca





Verynn





Noah

Noah





Hassan

Hassan





Arnav




Arnav





Sara





Mason


Mason





Abigail






Zichen

Zichen






Yash





Ted Harrison Arctic Art



Isabel

Isabel



2 Rain Lily

- This semester Stage 1 students have been learning about the elements of art.
- They learnt about lines and patterns and used them to create a zentangle turtle.
- They also learnt about warm and cool colours and their use in abstract landscapes and Pop Art.
- They learnt about symmetry and created a collage using geometric and organic shapes inspired by the artist Henri Matisse.
- They also learnt about how to draw texture in the Grumpy Monkey.

Click screen to find your child's artwork or the house icon to return to the home page





Adri





Rehan

Rehan





Jeeyaa





Maryam





Leila

Leila





Lanah

Lanah





Soren





Callum





Nuwaan

Nuwaan





Emma

Emma





Rhys





Arshiya

Arshiya





Gizelle

Gizelle





Sebastian





Ted Harrison Arctic Art



Jenon

Jenon





Yashika





Selin






Miles





Bentley





Sidak

Sidak





Ridam





Danilo

Danilo



3 Alyssum

- Stage 2 had lots of fun in Art this semester experimenting with new techniques and focusing on the elements of Art.
- They learnt to create abstract landscapes using chalk pastels in warm and cool colours.
- They also designed their own cityscapes using oil pastels and inspired by the artist Paul Klee.
- They learnt about perspective and used aboriginal dot painting to create a Cheeky Cockatoo .
- They also used a combination of collage and paint to create a mixed media self-portrait.

Click screen to find your child's artwork or the house icon to return to the home page





Lacey





Shivani





Nethuki





Sofia





Sohil





Aliya





Matthias





Shaan





Emma






Adam





Hunter





Tiffany





Amelia






Travis





Darren





Mia





Ritika






Aryan





Zoe






Madena





Yusuf






Mackenzie





Madeleine





Jordan





Skylla





Yuri





Sophie





Aavyan



3 Citrus

- Stage 2 had lots of fun in Art this semester experimenting with new techniques and focusing on the elements of Art.
- They learnt to create abstract landscapes using chalk pastels in warm and cool colours.
- They also designed their own cityscapes using oil pastels and inspired by the artist Paul Klee.
- They learnt about perspective and used aboriginal dot painting to create a Cheeky Cockatoo .
- They also used a combination of collage and paint to create a mixed media self-portrait.

Click screen to find your child's artwork or the house icon to return to the home page





Gurfatehyab





Vinuk





Eric






Jemima





Emman





Ciana

Ciana





Lily





Carter





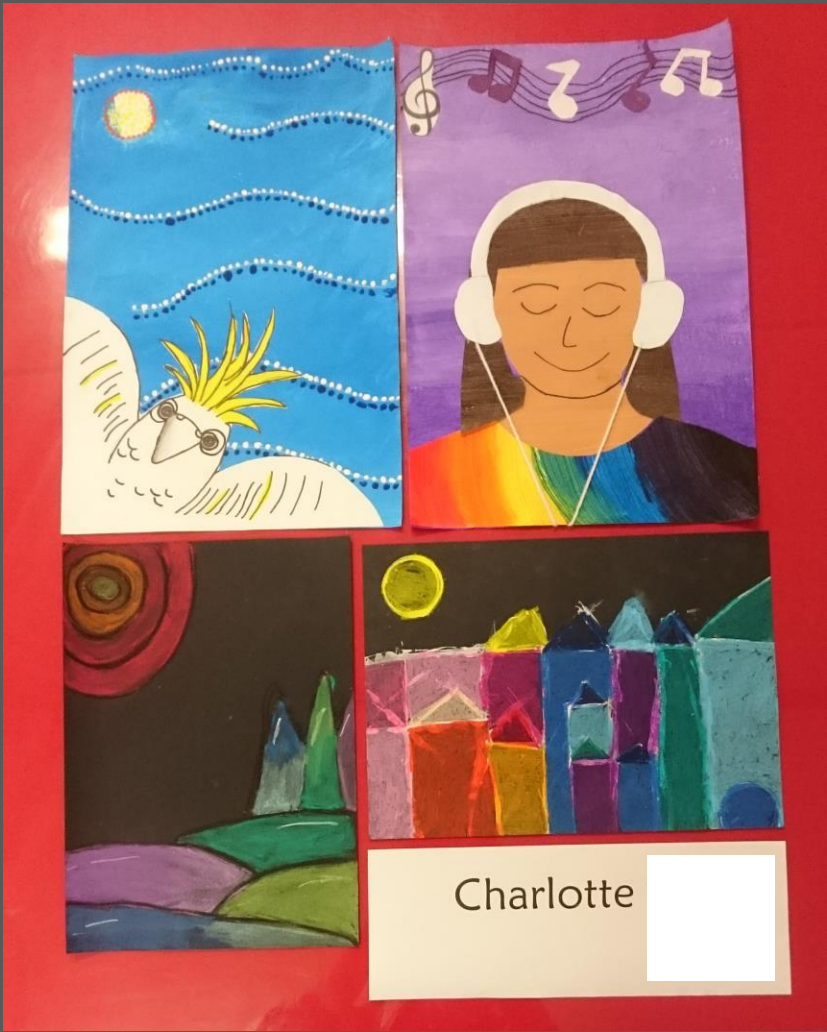
Iris





Bella






Charlotte





Parnia






Sophia





Stephenie





Quinn


Quinn





Eason





Shlok





Annie





Aarav





Alison





Jayden





Damon





Alannah





Nicholas





Aska






Benjamin





Vihaan





Hafsah




3 Hibiscus

- Stage 2 had lots of fun in Art this semester experimenting with new techniques and focusing on the elements of Art.
- They learnt to create abstract landscapes using chalk pastels in warm and cool colours.
- They also designed their own cityscapes using oil pastels and inspired by the artist Paul Klee.
- They learnt about perspective and used aboriginal dot painting to create a Cheeky Cockatoo .
- They also used a combination of collage and paint to create a mixed media self-portrait.

Click screen to find your child's artwork or the house icon to return to the home page





Chalk pastel landscapes using warm and cool colours





Chalk pastel landscapes





Paul Klee inspired cityscape in oil pastel





Paul Klee inspired cityscape





Cheeky Cockatoo aboriginal art





Cheeky Cockatoo





Cheeky Cockatoo



4 Sweetpea

- Stage 2 had lots of fun in Art this semester experimenting with new techniques and focusing on the elements of Art.
- They learnt to create abstract landscapes using chalk pastels in warm and cool colours.
- They also designed their own cityscapes using oil pastels and inspired by the artist Paul Klee.
- They learnt about perspective and used aboriginal dot painting to create a Cheeky Cockatoo .
- They also used a combination of collage and paint to create a mixed media self-portrait.

Click screen to find your child's artwork or the house icon to return to the home page





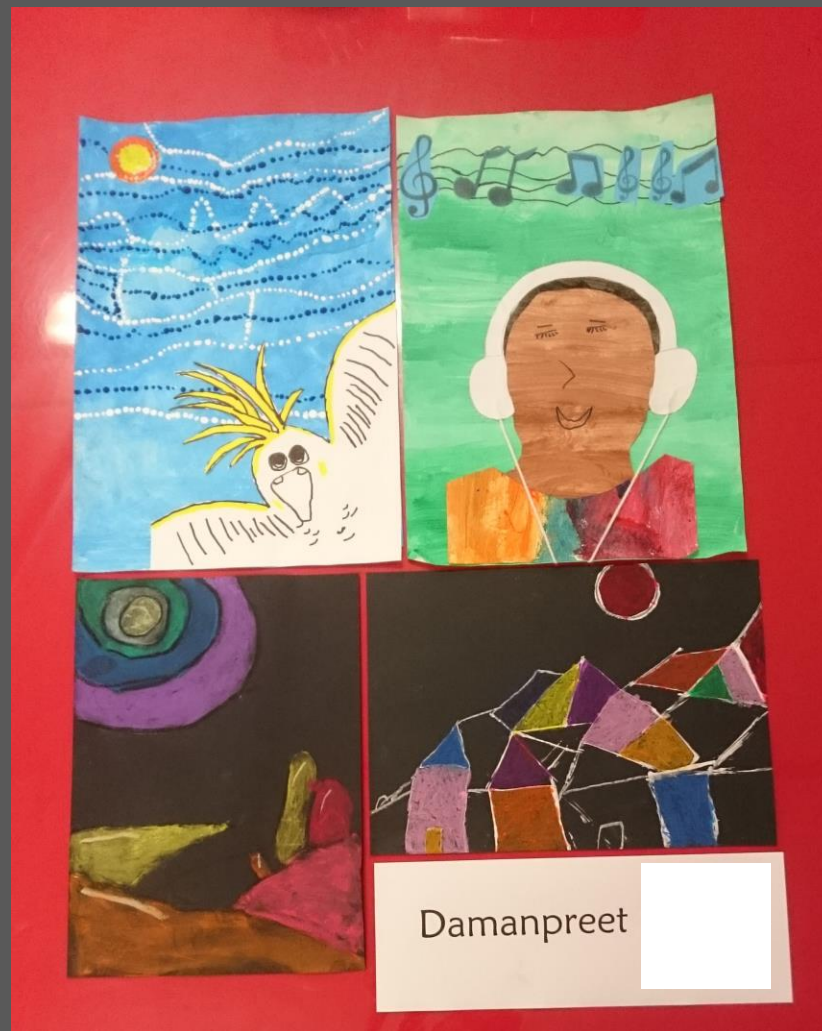
Sadya





Ved






Damanpreet





Bianca






Kiah





Branden






Lex






Hantian





Jaiveen





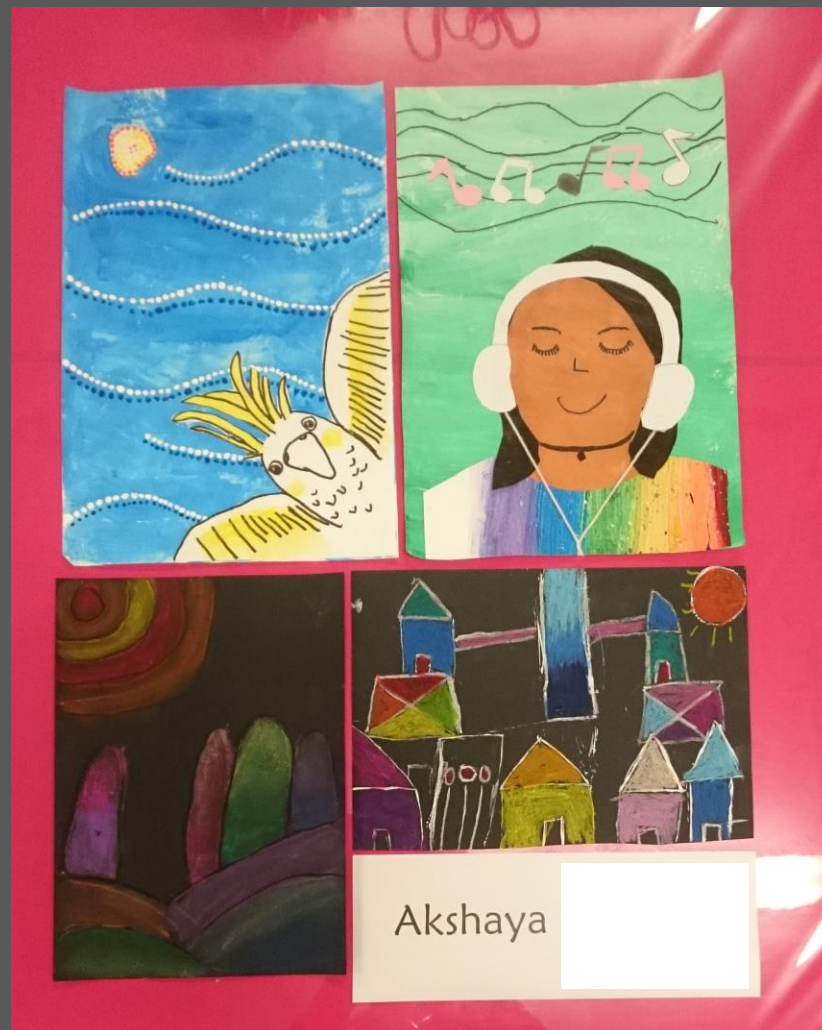
Teyul






James





Akshaya






Jisha





Liam





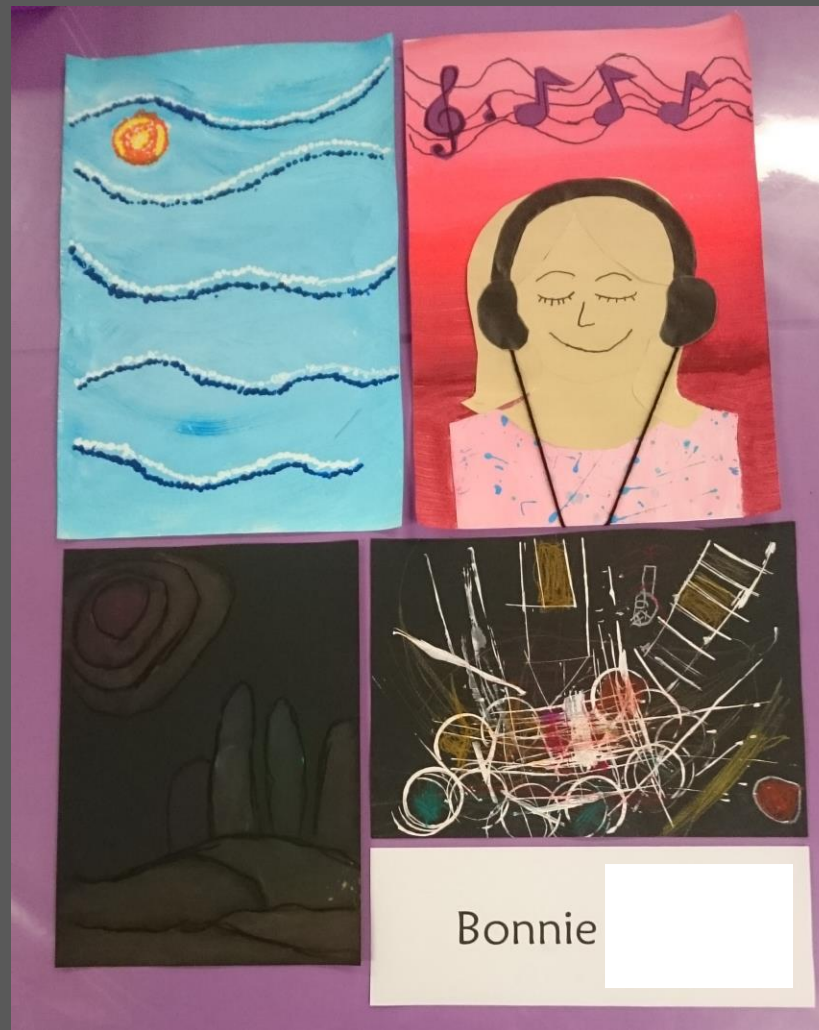
Addison





Myran






Bonnie






Rylan





Himanshu






Reva





Sadev





Yanqiao





Zara


Zara





Youssef





Chand





Affan




5 Banksia

- This semester, Stage 3 have been focusing on the elements of art and how they can be used to create and understand art.
- They explored Optical Art and tried drawing, painting and weaving patterns to trick the eye.
- They looked at the tertiary colour wheel and how colours work together to enhance an artwork.
- They also focused on the elements of value and form to improve their ability to draw 3D shapes and Still Life.

Click screen to find your child's artwork or the house icon to return to the home page

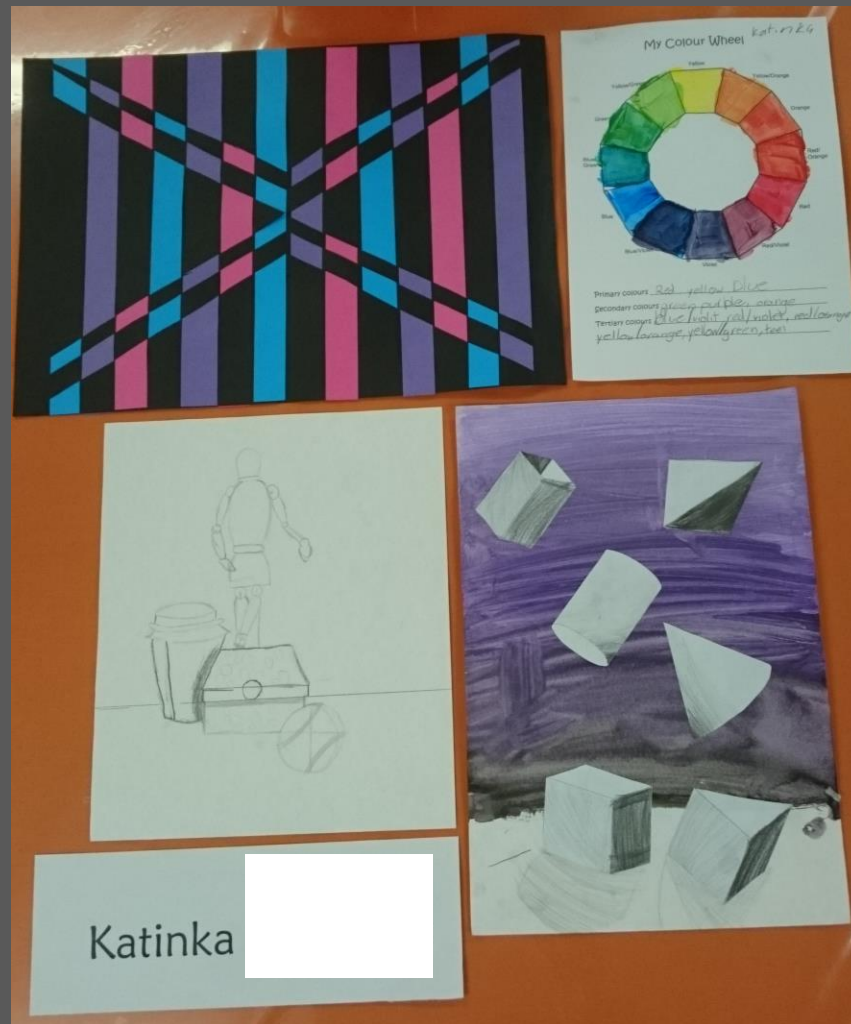




Aahil


Aahil






Katinka





Lisa

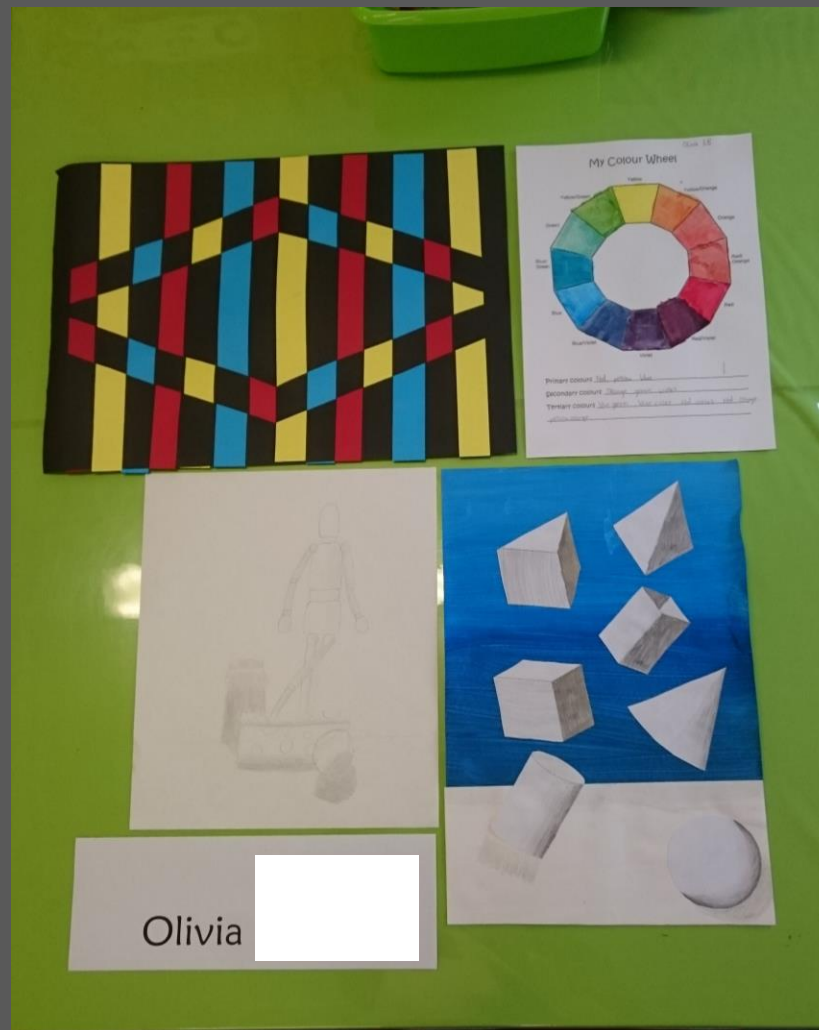




Caitlin


Caitlin





Olivia






Harshil


Harshil





Sophie

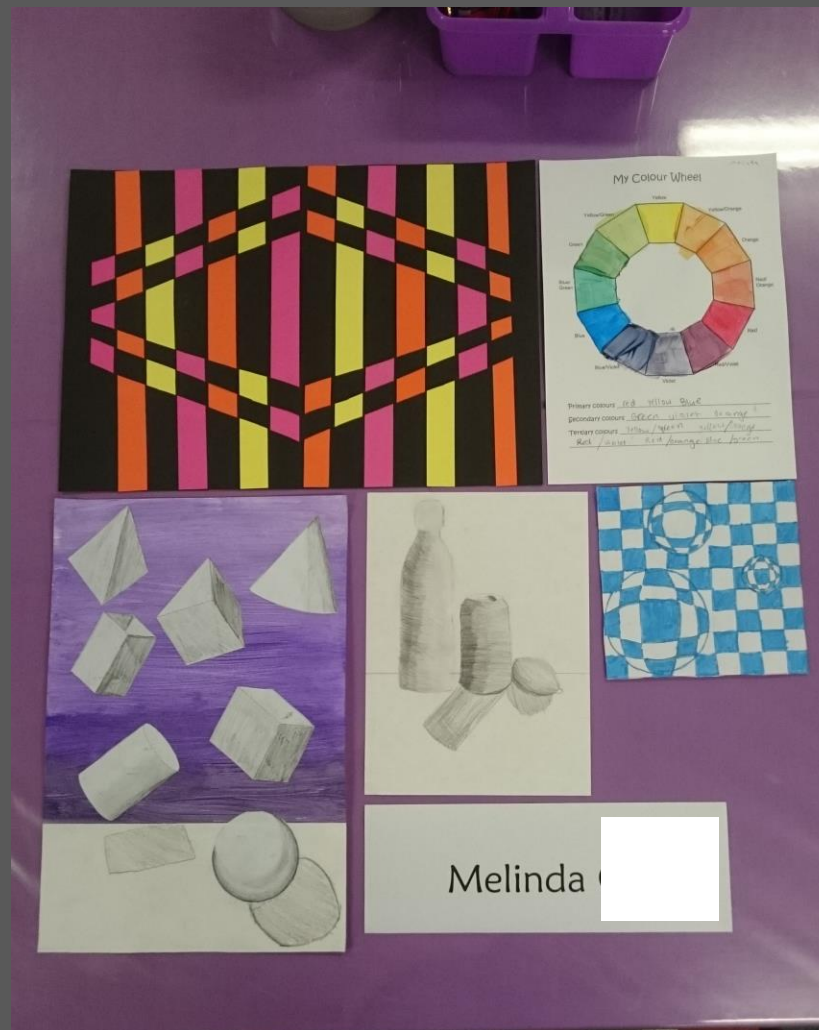




Eliyas [redacted]


Eliyas





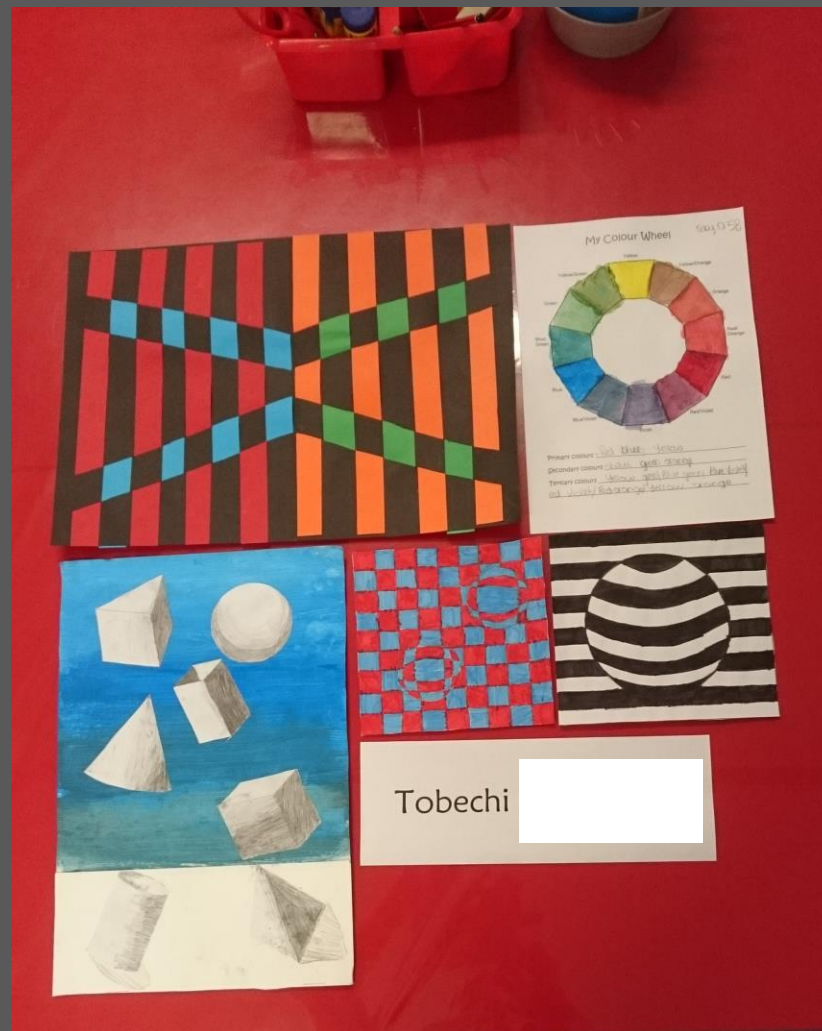
Melinda






Deeyana





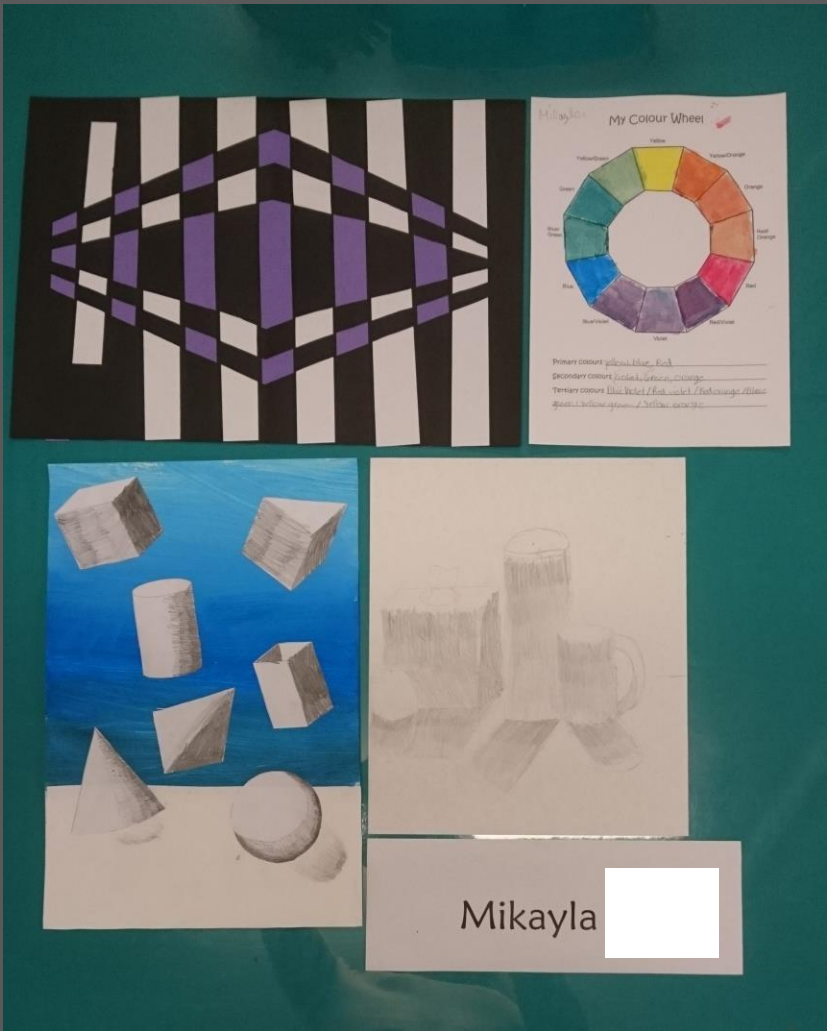
Tobechi





Lily






Mikayla


Mikayla






Chase





Hannah





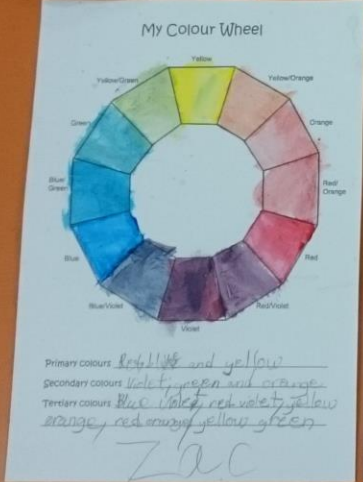

Srihaan





Loki





Zacary

Zacary






Mars


Mars





Taneisha






Hunter


Hunter






Cadell






Noah






Preston






Zara






Shreya





Lida





Arwa




5 Jacaranda

- This semester, Stage 3 have been focusing on the elements of art and how they can be used to create and understand art.
- They explored Optical Art and tried drawing, painting and weaving patterns to trick the eye.
- They looked at the tertiary colour wheel and how colours work together to enhance an artwork.
- They also focused on the elements of value and form to improve their ability to draw 3D shapes and Still Life.

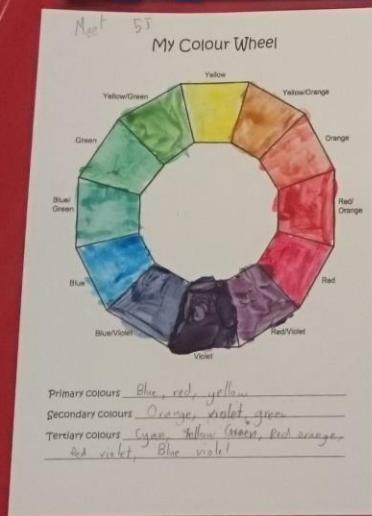


Click screen to find your child's artwork or the house icon to return to the home page





Aahana

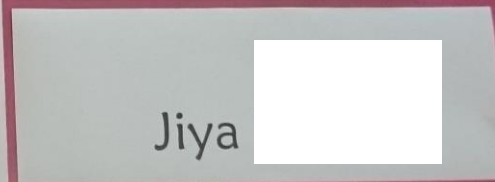

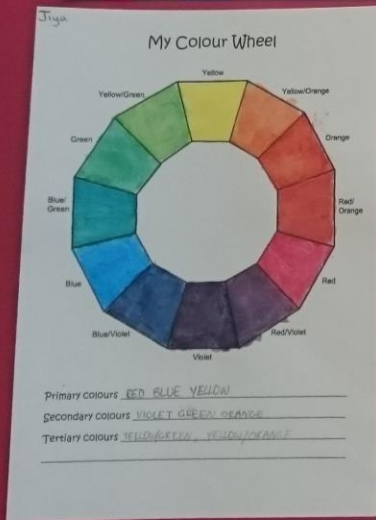







Meetpuri


Meetpuri






Jiya





Oscar






Lachlan

Lachlan






Ananya


Ananya






Erica





Terry






Cheuk


Cheuk





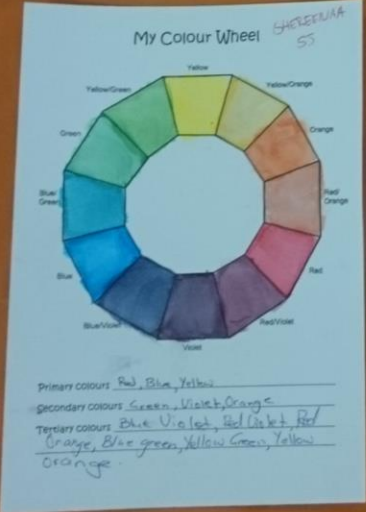

Sharanya





Guillermo






Shereenaa


Shereenaa






Devan






Adrian





Michael






Ariel

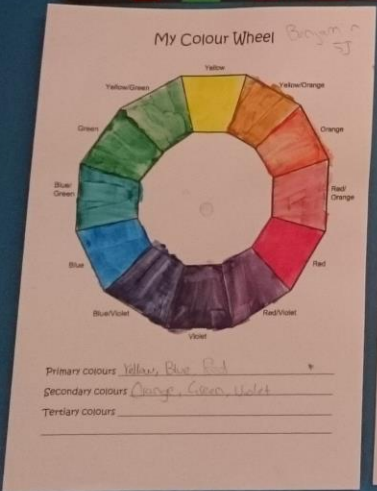

Ariel





Lanna






Benjamin

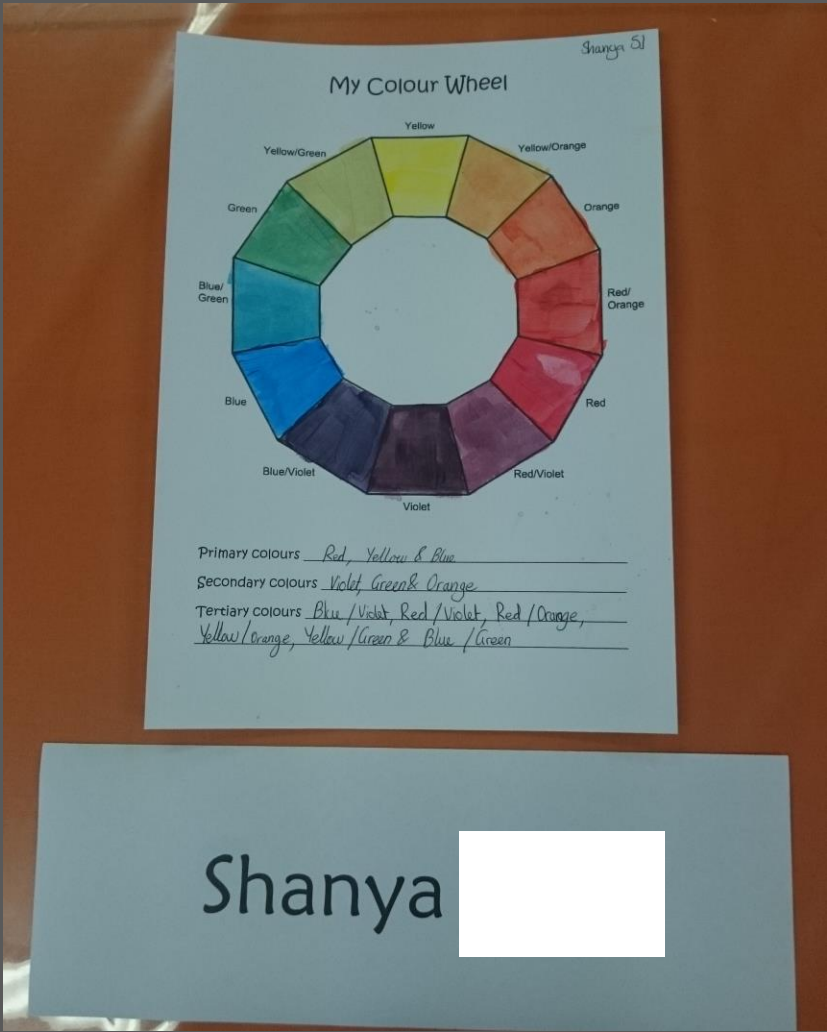
Benjamin





Suanne






Shanya

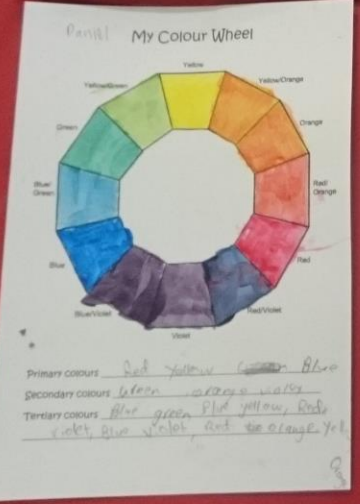

Shanya





Cindy

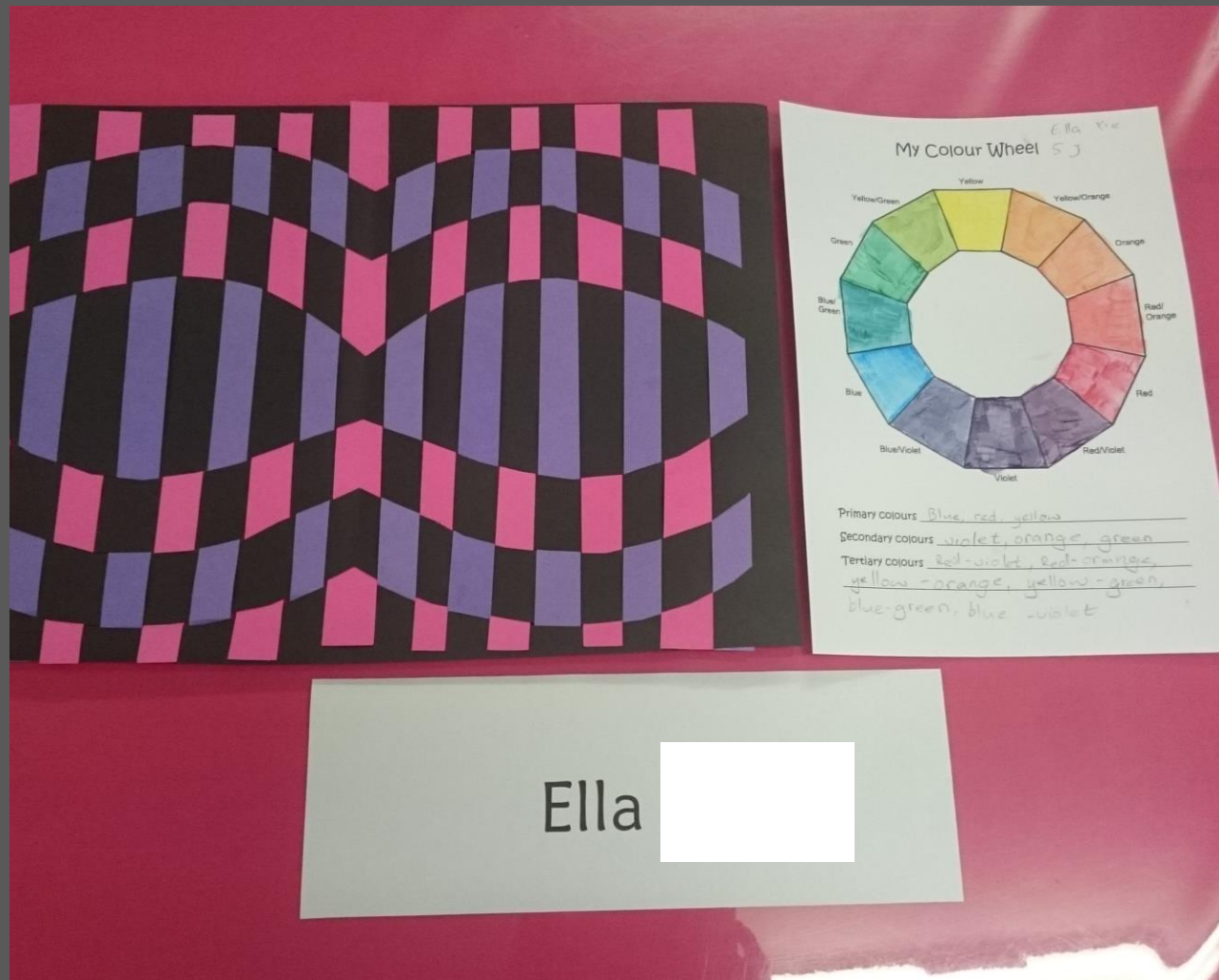




Daniel

Daniel





My Colour Wheel




Primary colours Blue, red, yellow
Secondary colours violet, orange, green
Tertiary colours red-violet, red-orange,
yellow-orange, yellow-green,
blue-green, blue-violet

Ella


Ella





Smitrajsinh





Aryan

Aryan






Dayaanand


Dayaanand






Evie






Chris





Sharon





Bowen



6/5 Mint


- This semester, Stage 3 have been focusing on the elements of art and how they can be used to create and understand art.
- They explored Optical Art and tried drawing, painting and weaving patterns to trick the eye.
- They looked at the tertiary colour wheel and how colours work together to enhance an artwork.
- They also focused on the elements of value and form to improve their ability to draw 3D shapes and Still Life.

Click screen to find your child's artwork or the house icon to return to the home page





Teegan




Teegan






Molly





Eric






Max






Teleios






Mishel





Elizabeth





Jeremy


Jeremy






Mila





Jack






Zara


Zara






Emmeline





Chloe






Patrick


Patrick






Jayden





Charlotte






Erica

Erica





Ebony






Amelie


Amelie





Rija






Yashvir

Yashvir






Cleo

Cleo






Brian

Brian






Rafay


Rafay





Bronte






Allegra


Allegra





Ramsey





Sky




6 Hydrangea

- This semester, Stage 3 have been focusing on the elements of art and how they can be used to create and understand art.
- They explored Optical Art and tried drawing, painting and weaving patterns to trick the eye.
- They looked at the tertiary colour wheel and how colours work together to enhance an artwork.
- They also focused on the elements of value and form to improve their ability to draw 3D shapes and Still Life.


Click screen to find your child's artwork or the house icon to return to the home page





Samadhi





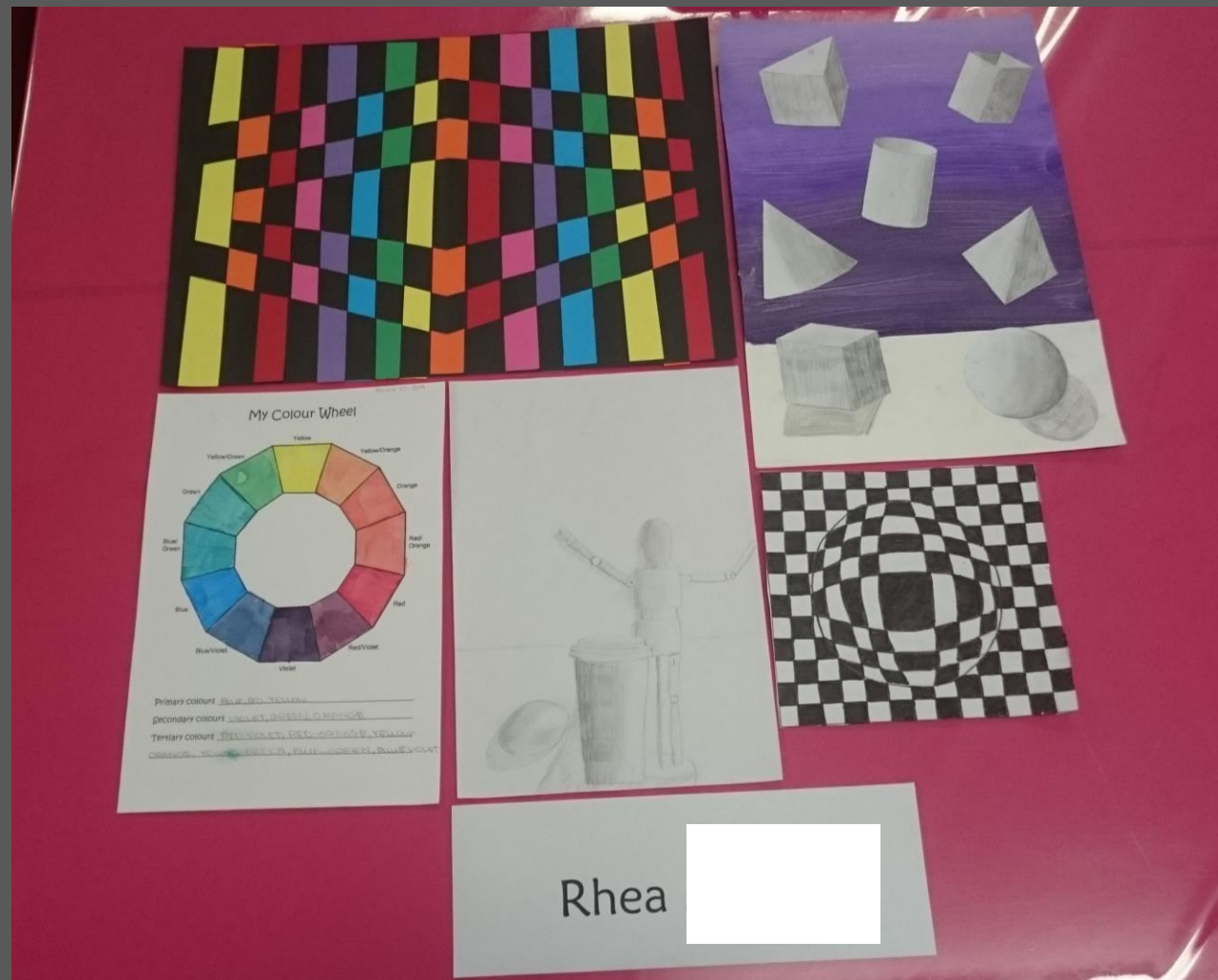
Rachel





Ishita






Rhea






Milayna






Anna






Angelina






Rahul





Zakir






Riyon





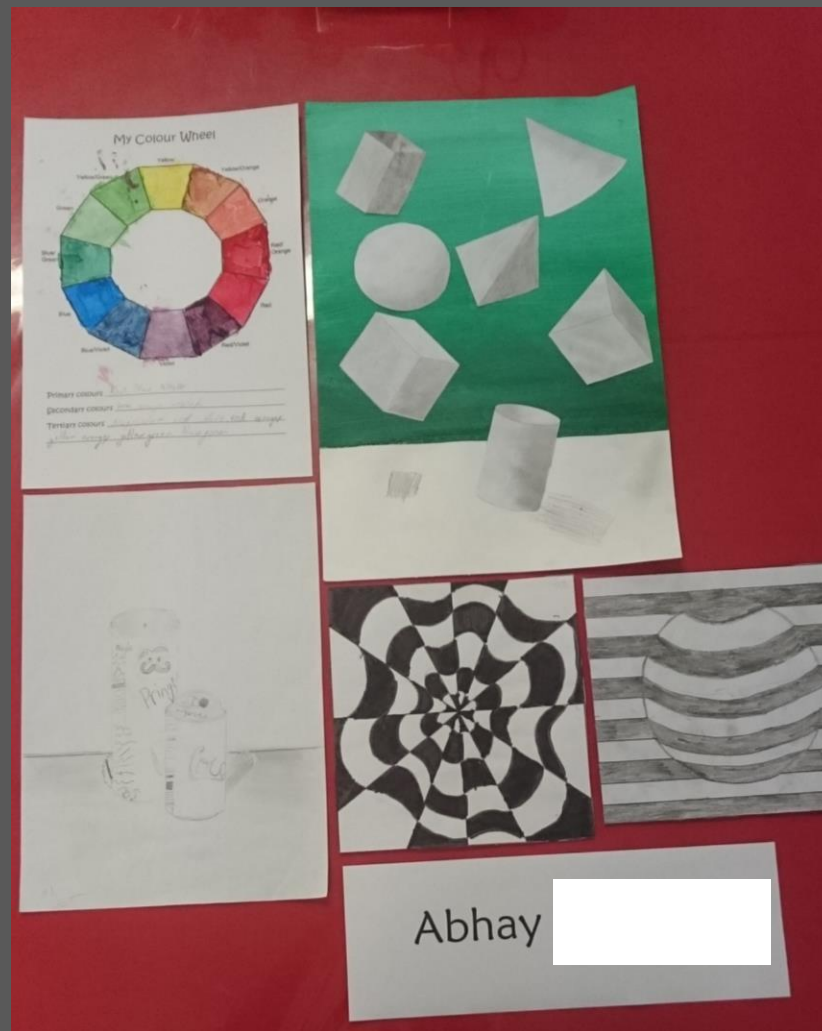
Julia






Zaara






Abhay





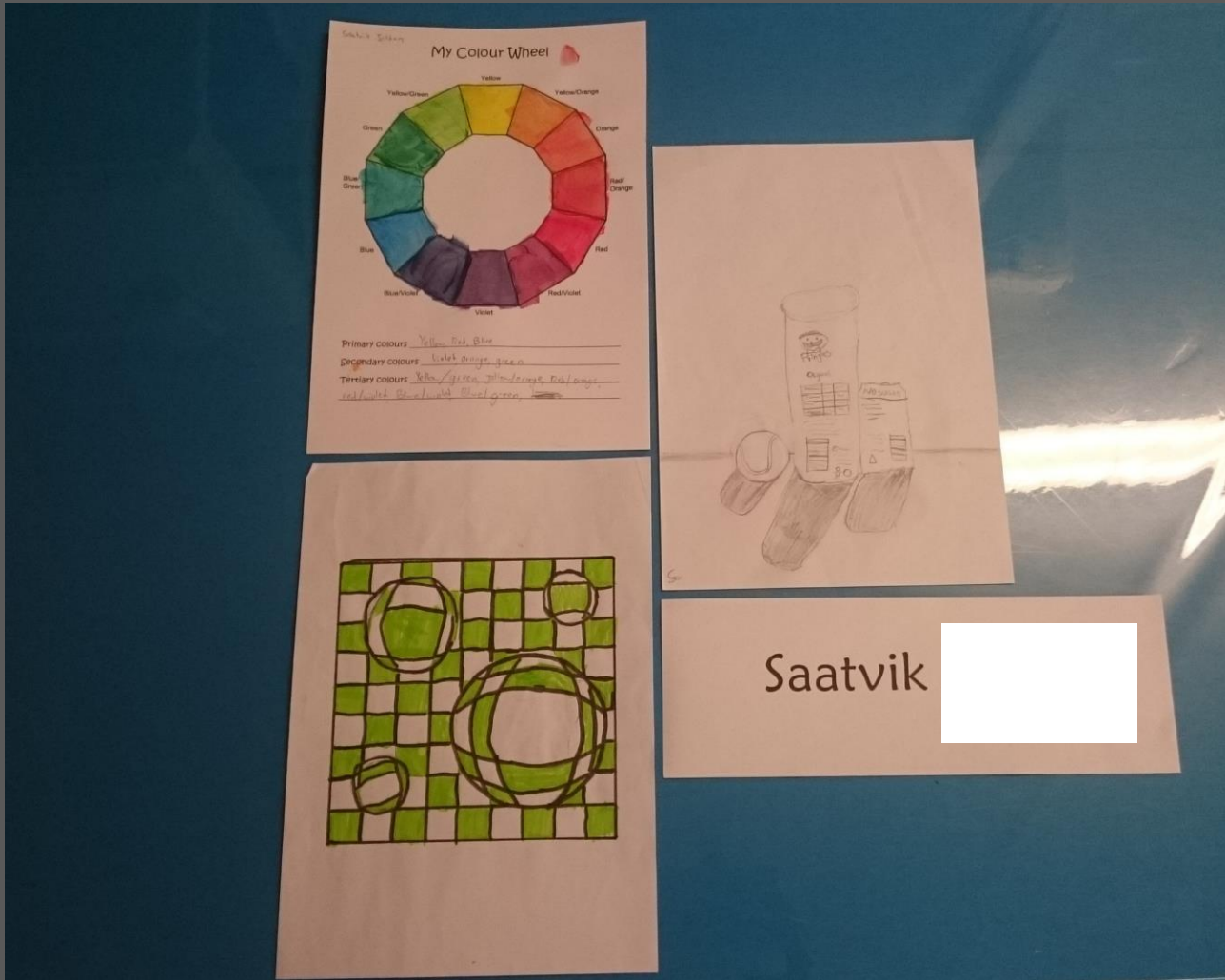
Hannah






Jason





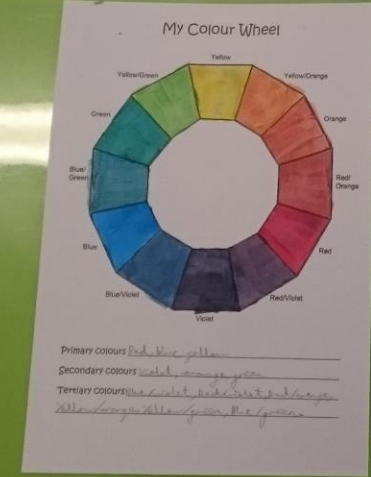
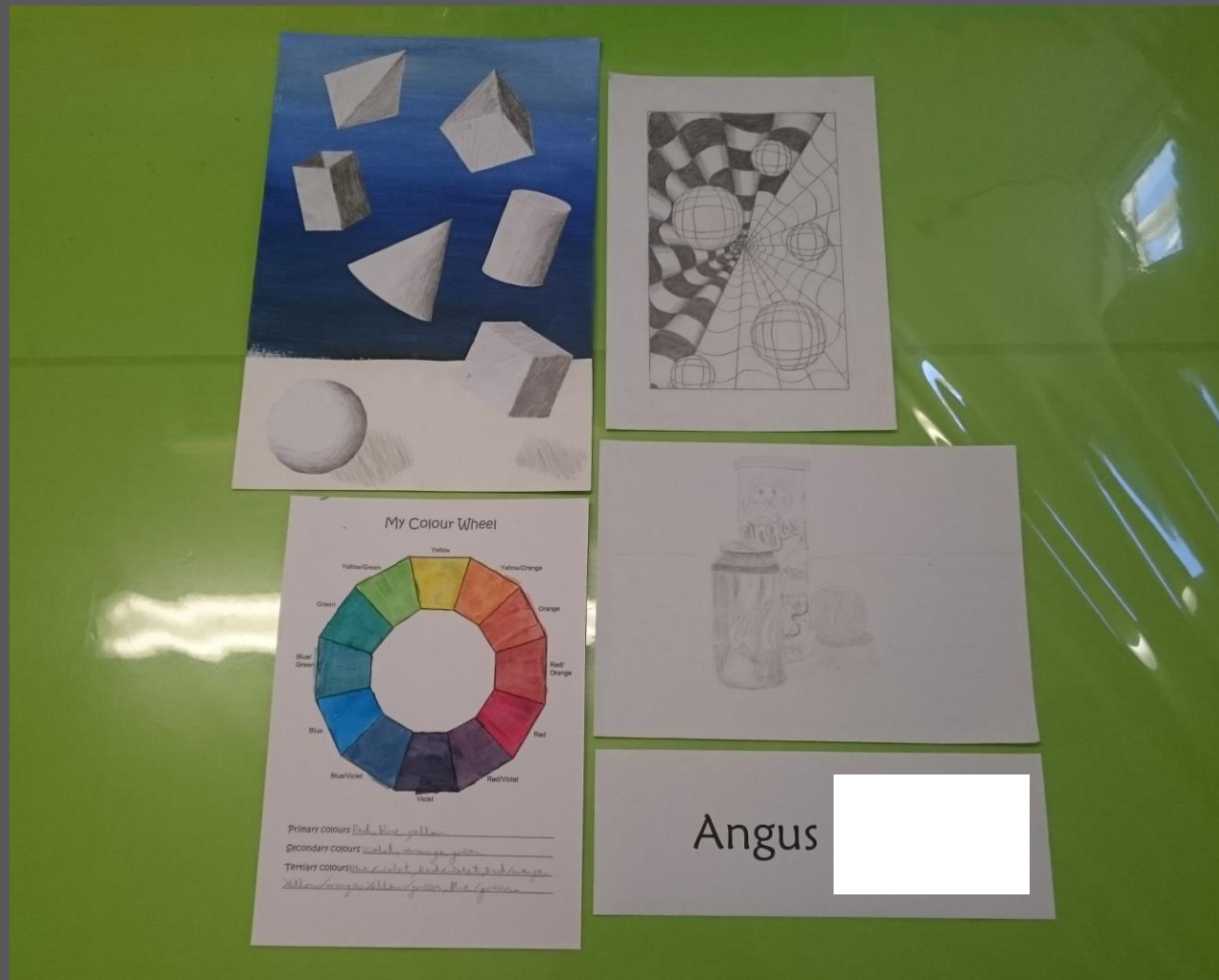
Saatvik





Jonah

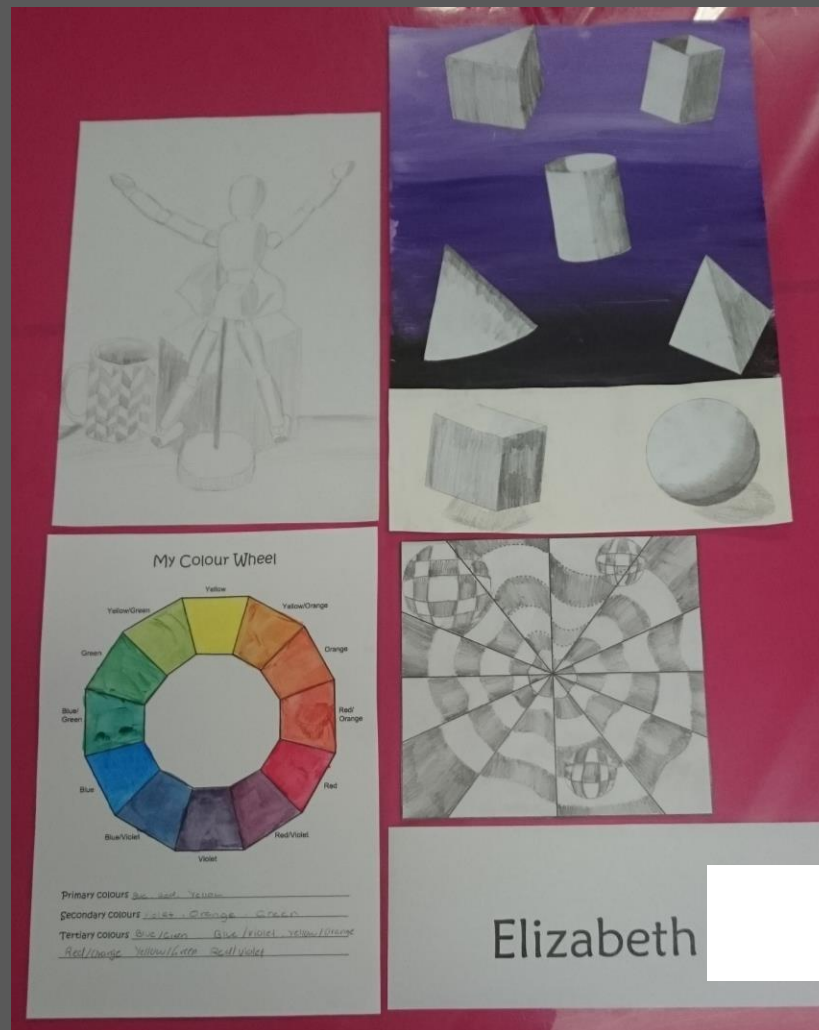




Angus


Angus






Elizabeth






Alina






Ansh





Amodh






Darren


Darren






Mark






Rain





Gurjivan 

Gurjivan






Neil

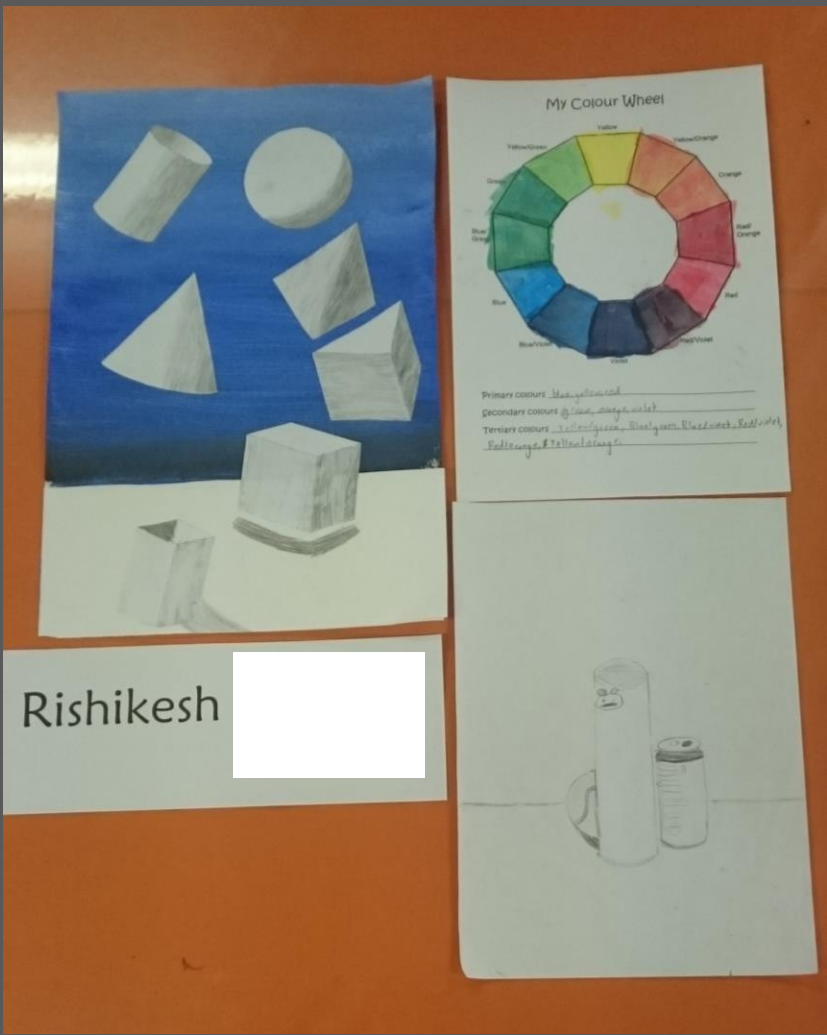
Neil





Victor





Rishikesh




My Colour Wheel

Primary colours Blue, Red, Yellow

Secondary colours Green

Tertiary colours _____

Yeonsoo 

Yeonsoo



6 Sage

- This semester, Stage 3 have been focusing on the elements of art and how they can be used to create and understand art.
- They explored Optical Art and tried drawing, painting and weaving patterns to trick the eye.
- They looked at the tertiary colour wheel and how colours work together to enhance an artwork.
- They also focused on the elements of value and form to improve their ability to draw 3D shapes and Still Life.

Click screen to find your child's artwork or the house icon to return to the home page





Optical Art Weaving





Optical Art Weaving






Geometric Forms





Geometric Forms





Geometric Forms

