


Stage 3 Meet the Teacher Presentation 2020

TEACHERS
who LOVE
teaching,
... teach
children
TO love Learning.



*A teacher is a
compass that
activates the magnets
of curiosity,
knowledge, and
wisdom in the pupils.*

Ever Garrison

Stage 3 Team

School Theme – Plant Health

5 Willow, Whitney Milliken
5 Banksia, Janette Barton
5 Kentia, Karlene Withers
5 Jacaranda, Jess Maher
5 Camellia, Alison Carter

6 Eucalyptus, Emma Thomson Laws
6 Chamomile, Amanda Chaouk
6 Hydrangea, Sally Hoggan
6 Sage, Tracy Sayer
6/5 Mint, Jenni McCarthy



SCHOOL VISION

Nurturing personal growth through inspired learning.

Our purpose...

- Confident, successful, inspired learners
- Expert teaching and visionary leadership
- A connected learning community



5 key practices to drive improvement:

*Evaluative Thinking

*Growth Mindset

*Differentiated Instruction

*Collaborative Practice.

*Distributed Leadership

Successful Learner Habits

We are explicitly teaching to our students the skills they need to be the best learners they can be. These include:

Goal-setting

Focus

Feedback

Observing

Collaboration

Questions

Courage

Connections

Self-Reliance

Thinking-monitor

Empathy

Persistence

Our Ridgy Didge awards are handed out to students who show these amazing learner habits in the classroom.

Ask your child about the successful learner habits they are learning about at the moment!!!



Stage Expectations



- Arrival between 8:30am and 9:00am
- Collect no later 3:10 pm - the other option is KTOOSH
- Fruit or vegetable snack to eat during crunch and sip time
- Water bottle
- Healthy recess and lunch
- Students are organised with all of their needs and requirements.
- Most payment and permission notes are emailed in term invoices. They need to be completed and returned to school by the cutoff date. Due to organisation and administration guidelines, late notes and payments will NOT be accepted. Online payment is an option.

Specialist Assistance

Mrs Kylie Robson (Assistant Principal, Learning and Support)

Mrs Terri Lee Katapou (Learning and Support Teacher)

Mrs Natalie Childs (EAL/D Teacher)

Mrs Margaret Shorten (EAL/D Teacher)

Reading Intervention Programs

Mathematics Interventions

Social and Emotional Wellbeing Programs

Numeracy Support

English as an Additional Language / Dialect (EAL/D) Programs

Individualised programs to target specific learning needs

In-class learning modifications and support

RFF etc

- CA - students participate in Creative Arts lessons for 80 minutes with specialist teachers.
- Assembly - every 2nd Wednesday afternoon. Check with your teacher for schedule. Assembly starts at 2.20pm
- Library - students attend library lessons. Library bags are required to borrow books.
- PDHPE - students participate in a 40 min session with a specialist teacher.

In English students respond in 3 ways:
informatively, persuasively and **creatively**.

Which of the following are **Multimodal Texts** ?

comic

picture book

Why?

Students learn

multimodal texts

advert

wordle

life cycle of a frog

dance

pie graph

Category	Percentage
PEPPERONI	1%
CHEESE	5%
SAUSAGE	23%
SUPREME	50%

<https://www.youtube.com/watch?v=K9vFWA1rnWc>

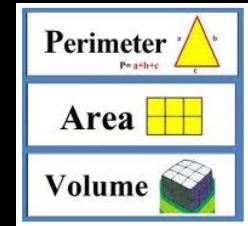
<https://www.youtube.com/watch?v=gNYIF5SBuIs>

fppt.com

Multi-modal – various formats (picture books, video clips, songs, texts, graphic novels, etc)

Why is reading a priority?

- When comprehending, learners strive to understand text beyond word-level to get to the **big picture**.
- When learners comprehend, they interpret, analyse, connect and evaluate ideas in texts. These are **21st century skills**.
- **Comprehension** takes the learner to a **new level of active understanding** and insight. It enhances language and vocabulary knowledge.
- **Visual Literacy** understanding how **visual information** contributes to the meanings



Yummy Apple Pie with Options
The yummy options are to add 1/3 - 1/2 cup raisins and/or chopped pecans or walnuts to the apples

Ingredients:
1 cup granulated sugar
1/4 cup finely packed brown sugar
2 tablespoons flour
1/2 teaspoon cinnamon, 1/4 teaspoon each nutmeg and salt
5 cups of 1 1/2" sliced apples (OK to leave skins on & eat them!)
2 tablespoons lemon juice
2 tablespoons butter cut into bits
1/4 cup milk or half and half

Crust as directed in "How to make a frozen pie crust, look homemade" recipe

Directions:
1. In a small bowl mix together the sugars, flour, cinnamon, nutmeg, and salt.
2. In a large bowl, core the apples with the lemon juice, sugar mixture and pat on bits.
3. Place in pie crust, pour over milk or half and half.
4. Put on top crust, and prepare as in pie crust recipe (brush on milk, sprinkle with cinnamon and sugar).
5. Bake in preheated 400 oven 50-60 minutes or until golden brown.
6. Serve 8-10

from your pet

18 From PALMERSTOWN (OLD LUCAN ROAD)

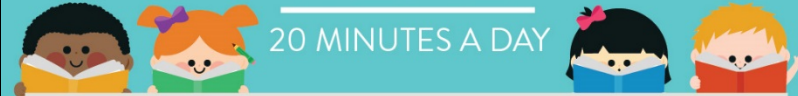
	MONDAY TO FRIDAY	SATURDAY	SUNDAY
Palmerstown	06:15	06:15	06:15
Palmerstown	06:30	06:30	06:30
Palmerstown	06:45	06:45	06:45
Palmerstown	07:00	07:00	07:00
Palmerstown	07:15	07:15	07:15
Palmerstown	07:30	07:30	07:30
Palmerstown	07:45	07:45	07:45
Palmerstown	08:00	08:00	08:00
Palmerstown	08:15	08:15	08:15
Palmerstown	08:30	08:30	08:30
Palmerstown	08:45	08:45	08:45
Palmerstown	09:00	09:00	09:00
Palmerstown	09:15	09:15	09:15
Palmerstown	09:30	09:30	09:30
Palmerstown	09:45	09:45	09:45
Palmerstown	10:00	10:00	10:00
Palmerstown	10:15	10:15	10:15
Palmerstown	10:30	10:30	10:30
Palmerstown	10:45	10:45	10:45
Palmerstown	11:00	11:00	11:00
Palmerstown	11:15	11:15	11:15
Palmerstown	11:30	11:30	11:30
Palmerstown	11:45	11:45	11:45
Palmerstown	12:00	12:00	12:00
Palmerstown	12:15	12:15	12:15
Palmerstown	12:30	12:30	12:30
Palmerstown	12:45	12:45	12:45
Palmerstown	13:00	13:00	13:00
Palmerstown	13:15	13:15	13:15
Palmerstown	13:30	13:30	13:30
Palmerstown	13:45	13:45	13:45
Palmerstown	14:00	14:00	14:00
Palmerstown	14:15	14:15	14:15
Palmerstown	14:30	14:30	14:30
Palmerstown	14:45	14:45	14:45
Palmerstown	15:00	15:00	15:00
Palmerstown	15:15	15:15	15:15
Palmerstown	15:30	15:30	15:30
Palmerstown	15:45	15:45	15:45
Palmerstown	16:00	16:00	16:00
Palmerstown	16:15	16:15	16:15
Palmerstown	16:30	16:30	16:30
Palmerstown	16:45	16:45	16:45
Palmerstown	17:00	17:00	17:00
Palmerstown	17:15	17:15	17:15
Palmerstown	17:30	17:30	17:30
Palmerstown	17:45	17:45	17:45
Palmerstown	18:00	18:00	18:00
Palmerstown	18:15	18:15	18:15
Palmerstown	18:30	18:30	18:30
Palmerstown	18:45	18:45	18:45
Palmerstown	19:00	19:00	19:00
Palmerstown	19:15	19:15	19:15
Palmerstown	19:30	19:30	19:30
Palmerstown	19:45	19:45	19:45
Palmerstown	20:00	20:00	20:00
Palmerstown	20:15	20:15	20:15
Palmerstown	20:30	20:30	20:30
Palmerstown	20:45	20:45	20:45
Palmerstown	21:00	21:00	21:00
Palmerstown	21:15	21:15	21:15
Palmerstown	21:30	21:30	21:30
Palmerstown	21:45	21:45	21:45
Palmerstown	22:00	22:00	22:00
Palmerstown	22:15	22:15	22:15
Palmerstown	22:30	22:30	22:30
Palmerstown	22:45	22:45	22:45
Palmerstown	23:00	23:00	23:00
Palmerstown	23:15	23:15	23:15
Palmerstown	23:30	23:30	23:30
Palmerstown	23:45	23:45	23:45
Palmerstown	24:00	24:00	24:00

Reading

Students will receive a login for Reading Eggs. It is an online library which has a wide variety of readers at all levels and interests. We encourage the students to read every night.

READ

20 MINUTES A DAY



STUDENT A
reads at home



20
min/day

STUDENT B
reads at home



5
min/day

STUDENT C
reads at home



1
min/day

THEY WILL HEAR

1,800,000

282,000

8,000

WORDS PER YEAR

THEY WILL HAVE READ FOR

851

212

42

HOURS BY 6TH GRADE

AND ON STANDARDIZED TESTS,
THEY WILL LIKELY SCORE BETTER THAN

90%

50%

10%

OF THEIR PEERS

Spelling – Words Their Way

Words their Way is a developmental spelling, phonics and vocabulary program.

Words study teachers students to examine words to discover:

- the regularities
- patterns
- conventions

of the English language in order to read, write and spell.

Mathematics

The essential content for mathematics in K–10 is structured, using one process strand:

Working Mathematically

and 3 content strands

- ❖ **Measurement and Geometry**
- ❖ **Number and Algebra**
- ❖ **Statistics and Probability**

Does your child have instant recall of their times tables?

Knowing their multiplication time tables is an **important** foundation for learning different aspects of mathematics such as division, algebra, long multiplication and even all things fractions.

Stage 3 content is varied and complex. It continues to build from previous years allowing students to make connections with their previous learning.

PDHPE

- **PSSA Summer sports**

- **AFL**
- **Cricket**
- **Softball/T-ball**
- **Oztag**

- **Runs Term 1 & Term 4**

- **Students selected in any of these sports participate in the same sport in both terms.**

- **PSSA Winter sports**

- **Soccer**
- **Rugby League**
- **Netball**
- **Newcombe Ball**

- **Runs Term 2 & Term 3**

- **Please encourage your child/children to try out for these teams.**

- **All students are expected to follow our school expectations whilst representing Ironbark Ridge during PSSA and at other sporting events (zone swimming, cross country & athletics).**
- **School sport focuses on developing gross motor skills beneficial for winter PSSA sports.**
- **Please ensure students have an adequate amount of water to keep hydrated (especially during the warmer months).**
- **Spare shirt / roll-on deodorant encouraged.**

History/Geography

The subject for this semester is Australian Colonies where student will investigate the development of the colonies during the 1800's.

Geography will be taught in Semester 2 and linked to A Connected and Diverse World.

Science & Technology

Values & Attitudes

Skills

Knowledge & Understanding

Design and Technology

Working Scientifically

Information

Material World

Living World

Physical World

Earth & Space

Products

What do we do at Ironbark Ridge P.S. for our students' wellbeing?

- We take a proactive approach to make sure our students are as mentally healthy as possible.
- Our student wellbeing and engagement encompasses these areas:
 - Positive behaviour for learning (PBL)
 - Smiling Minds
 - Explicitly teach social and emotional learning
 - Resources for parents
 - Leadership Training
 - Learning support – targeted intervention individual

Positive Behaviour for Learning

Positive Behaviour for Learning (PBL) is a consistent, school wide system of support that helps define, teach and support appropriate student behaviours. This in turn creates a positive school environment.

Be RESPECTFUL, Be RESPONSIBLE, Be SAFE



A PRIORITY IN STAGE 3 IS DEVELOPING SKILLS SUCH AS:-

- TAKING OWNERSHIP FOR SELF
- READING SOCIAL CUES
- REFLECTING ON FRIENDSHIP ISSUES OR DIFFICULTIES
- RESPONSIBILITY FOR OWN ACTIONS

We target skills, required for the classroom and playground, that need further development within the classroom.

Opportunities

Choir

Dance Groups

Debating

Leadership

Public Speaking

Sports

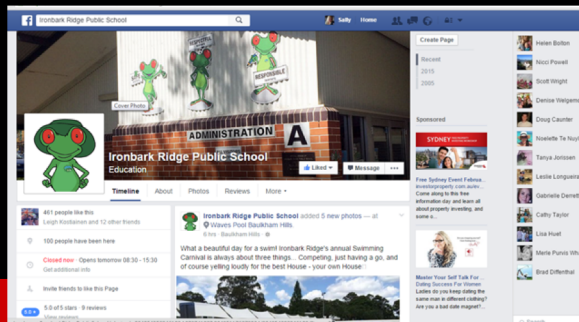
Performing Arts Festivals

Buddies

Communication

Don't forget to access school information through social media such as:

- Sentral Parent Portal and app.
- Newsletters via website
- Ironbark Ridge Facebook page
- Flexischools



Communication with teacher

A strong home/school relationship is important to us. If you have an issue or concern about your child please contact their classroom teacher through the school office.

Homework

There is little evidence that homework has an impact on student outcomes until high school. The expectations for Stage 3 students is that they will complete the following for homework.

English: Read 20 minutes per night.

Mathematics: Make sure students know their times tables and practice mathematics content by completing Prodigy.

There will be a project each term linked to the content being taught in the classroom.

Any questions please direct them to your class teacher.

Requirements

Stationery:

- Red and blue pens – continual supply
- Coloured pens – optional
- Lead pencils – continual supply
- Eraser
- Ruler – no metal strips
- Coloured pencils
- Black Sharpie for art x 2
- Textas
- Glue sticks – continual supply
- Scissors
- Black Sharpie

Other items:

- Macquarie Dictionary and a Thesaurus (not Junior)
- Geometry set – particularly a protractor and compass
- Calculator
- Earphones
- 2 boxes of tissues (to be re-supplied during the year as needed)
- Liquid hand soap x 1 /Hand Sanitiser x 2
- Paper Towel

It would be appreciated that all student supplies are checked and added to (if necessary) at the beginning of each term.

Thank you for viewing our presentation. We look forward to seeing you at our Meet the Teacher evening on 18th February from 5:15pm to 6:00pm in your child's classroom.

The Stage 3 teachers wish to ensure that your child has an enjoyable and successful year.

If you have any concerns, please contact your child's teacher through the office to arrange a suitable time to speak to them.

